



AN ONLINE DATABASE SYSTEM FOR MONEY MANAGEMENT

MATTHEW WIBERG, JOHN WANG (PRESENTER)

DEPARTMENT OF COMPUTER SCIENCE

VIRGINIA WESLEYAN UNIVERSITY

PROJECT GOAL

INSPIRATION

- 1) MANY PEOPLE DEVELOP BAD HABITS WITH MONEY
- 2) CAN USE WEBSITE TO KEEP TRACK OF MONTHLY FLOW OF MONEY AND LEARN BUDGETING

APPLICATION

- 1) USE VARIOUS KNOWLEDGE FROM CLASSES
- 2) COMBINE HTML, CSS, PHP AND MYSQLI

WEBSITE

- 1) DESIGN SECURE PROFILE LOGIN SYSTEM
- 2) USE DATABASE TO STORE FINANCIAL INFORMATION
- 3) RETRIEVAL/DISPLAY FINANCIAL INFORMATION TO USER

SOFTWARE/LANGUAGES



SSH Secure Shell Client – securely connect to zeus server and update website



Textpad – kept backups of files written on SSH to the server as Text files



HTML, CSS, PHP and Mysqli

METHODS/DESIGN

FORMS/SCRIPTS

- 1) USE HTML TO CREATE FORMS FOR USER INPUT
- 2) USE PHP TO CREATE THE ACTION SCRIPT PAGES TO MAKE WEBSITE FUNCTION

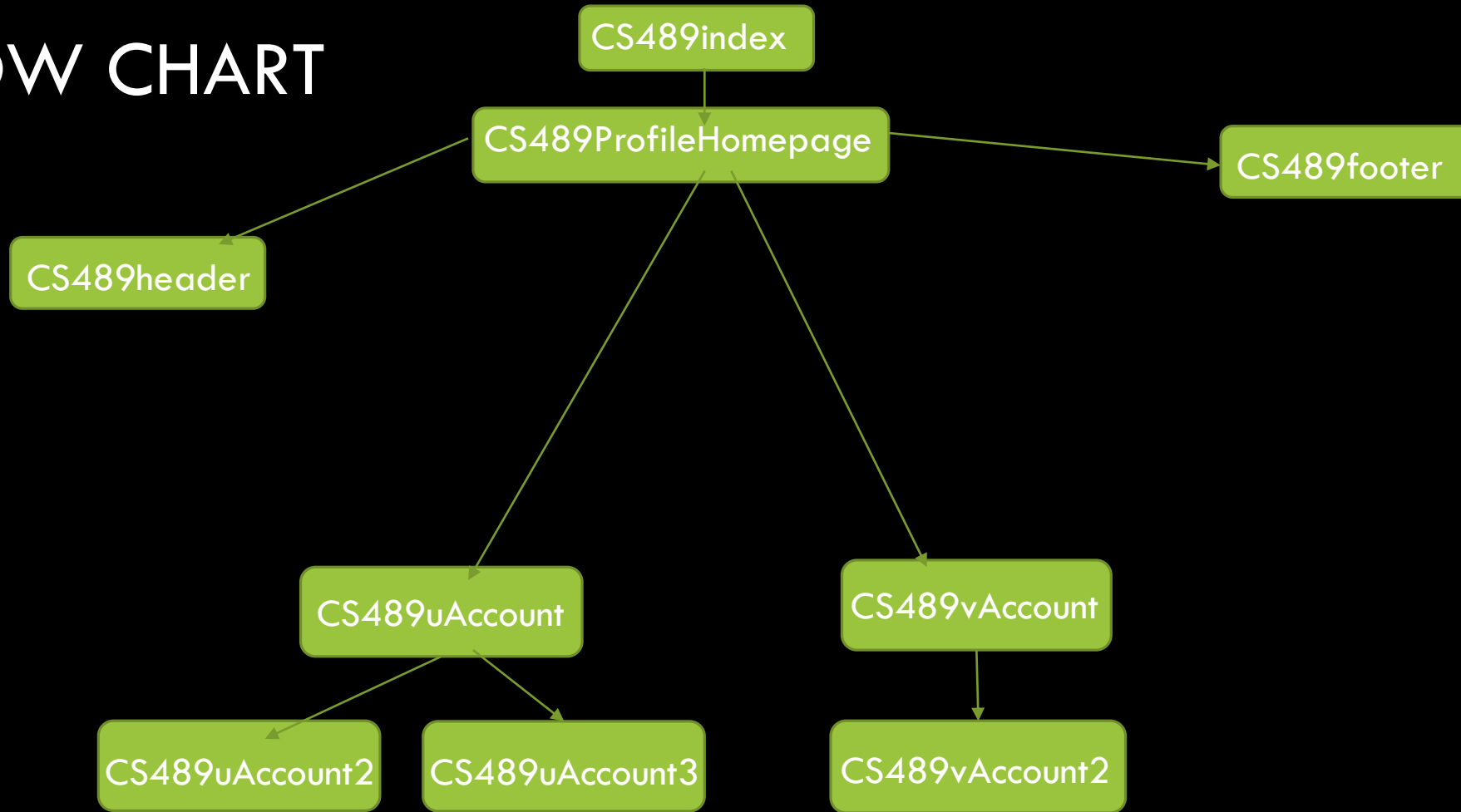
MYSQLI

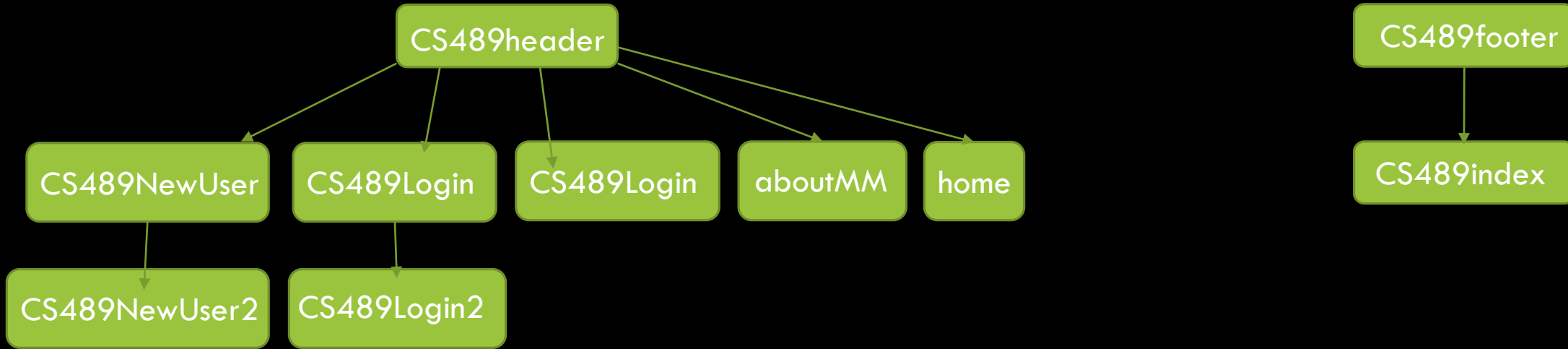
- 1) ALL INFORMATION INPUT BY USERS STORED IN DATABASE (MDWIBERG) TABLES ON ZEUS SERVER

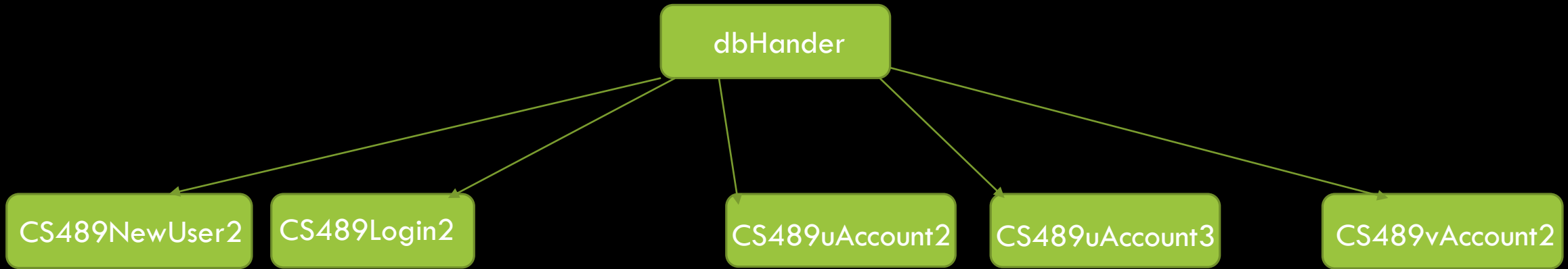
PROFILES

- 1) WEBSITE ALLOWS FOR CREATION OF PROFILES TO VIEW YOUR OWN SPECIFIC INFORMATION
- 2) USES DATABASE AND LINKING OF TABLES TO ALLOW THIS TO HAPPEN

FLOW CHART

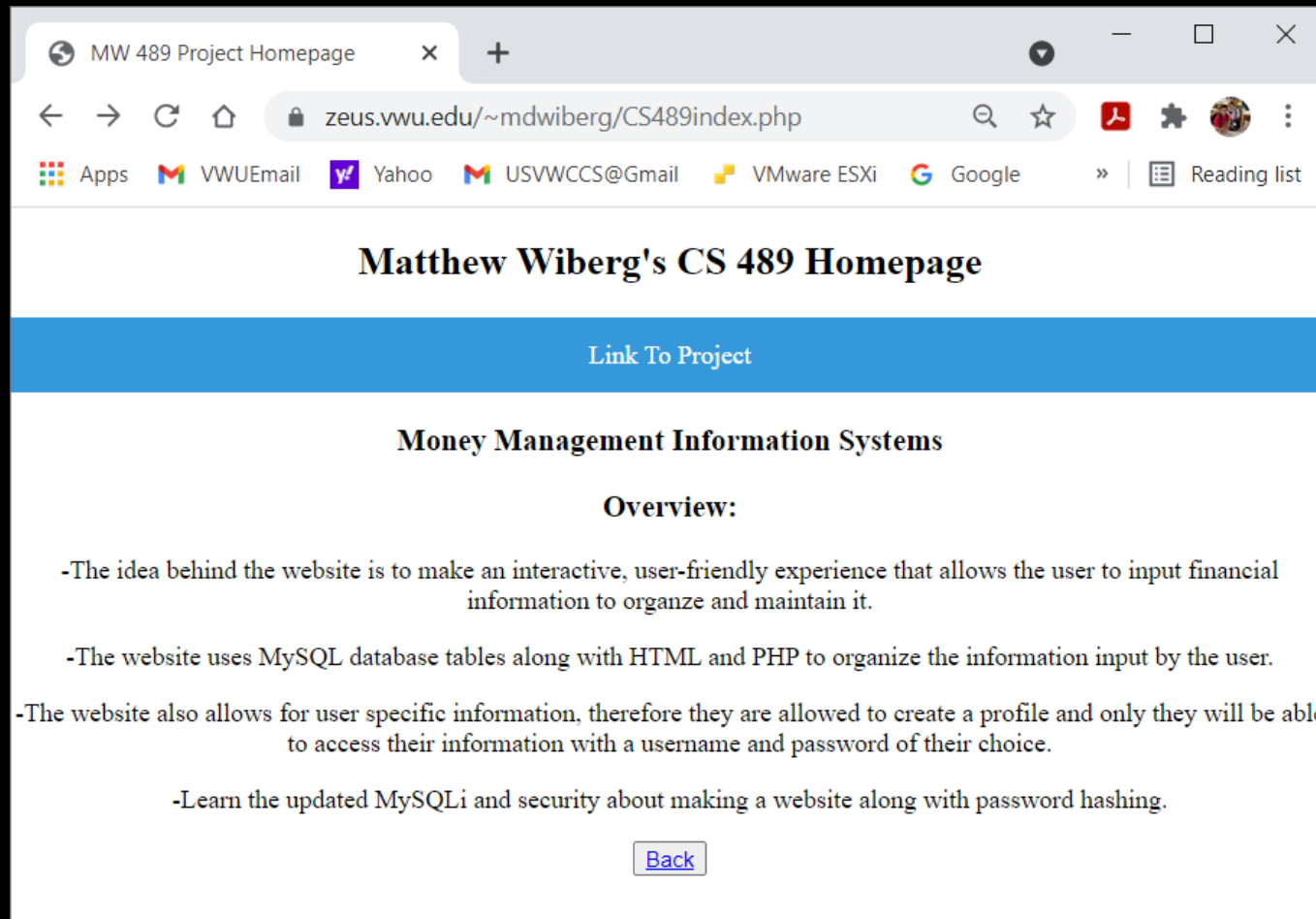






Project URL: <https://zeus.vwu.edu/~mdwiberg/CS489index.php>

PROJECT WEBSITE



MW 489 Project Homepage

zeus.vwu.edu/~mdwiberg/CS489index.php

Apps VWUEmail Yahoo USWCCS@Gmail VMware ESXi Google Reading list

Matthew Wiberg's CS 489 Homepage

Link To Project

Money Management Information Systems

Overview:

- The idea behind the website is to make an interactive, user-friendly experience that allows the user to input financial information to organize and maintain it.
- The website uses MySQL database tables along with HTML and PHP to organize the information input by the user.
- The website also allows for user specific information, therefore they are allowed to create a profile and only they will be able to access their information with a username and password of their choice.
- Learn the updated MySQLi and security about making a website along with password hashing.

[Back](#)

PROFILE CREATION/LOGIN

The screenshot shows a web browser window with the URL `https://zeus.vwu.edu/~mdwiber`. The page title is "Money Management Information Systems". The navigation bar includes "Home", "About", "Login", and "New User" (highlighted in blue). The main content area displays a message: "Logged out. Please create an account to use the website tools, thanks!". Below the message, it says "Updated: 02:07:47 pm Jul 07/25/2021" and provides a blue button labeled "Back To Description Page".

The screenshot shows the same website but with the user logged in. The navigation bar now includes "Home", "About", and "Logout". The main content area displays a message: "Logged In.". Below this, the page title is "Account Information". There are two blue buttons: "Update Account Information" and "View Account Information". Below these, it says "Updated: 02:06:14 pm Jul 07/25/2021" and provides a blue button labeled "Back To Description Page".

https://zeus.vwu.edu/~mdwiberg x +

zeus.vwu.edu/~mdwiberg/CS489uAccount.php

Apps VWUEmail Yahoo USVWCCS@Gmail VMware ESXi Google Reading list

Money Management Information Systems

Home About Logout

Income Information Editing

Add Income Source:

Update Income Source Name:

Update Income Source Amount:

Remove Income Source:

Expense Information Editing

Add Expense Source:

Update Expense Source Name:

Update Expense Source Amount:

Remove Expense Source:

Updated: 11:48:52 am Jul 07/25/2021

FURTHER IDEAS

- ADD OPTION FOR USERS TO VIEW INCOME AND EXPENSES TABLES
- DISPLAY INCOME AND EXPENSE TOTALS
- DISPLAY TOTAL MONTHLY FINANCIAL FLOW
- ADD CSS FOR AESTHETICS
- ADD A CHECKBOOK LIKE SYSTEM TO VIEW ALL PAST TRANSACTIONS